

CM - CORNER MOUNT SERIES



ARTICULATED CRANES - THE ALL-ROUNDER FOR SERVICE



STRONG PERFORMANCE

Worldwide, PALFINGER stands for the most efficient, reliable and innovative lifting, loading and handling solutions for commercial vehicles. A technology leader, PALFINGER has offered advanced Corner Mount solutions since 2011 - count on us to provide the right equipment for your job.

PALFINGER-built Corner Mount Cranes offer unique benefits by optimizing the mounting footprint of telescopic service cranes and combining the operational advances of knuckle boom crane technology. On the job, users can expect increased power-to-weight ratios with high lifting capacities and low dead weight. Additionally, the compact installation footprint is ideal for new or replacement installations.

To always serve your product requirements, PALFINGER has dedicated sales and service partners located across North America. To locate a partner near you, please visit the Parts, Sales & Service Search located on www.palfinger.com.



CORNER MOUNT CRANES ARE BEST SUITED FOR:

- | | |
|------------------|------------------|
| → RAILWAY | → MUNICIPALITIES |
| → SERVICE TRUCKS | → UTILITIES |
| → PROPANE | → OIL & GAS |

Many available accessories easily connect to the crane: Augers, Workman Baskets, Grapples / Clamshells, Hydraulic Tools

PRODUCT HIGHLIGHTS

PK 8501-CM / PK 11001-CM



LOW MAINTENANCE EXTENSION SYSTEM

- Reduced service time and costs
- Clean working environment



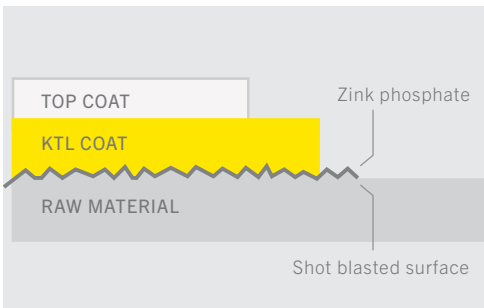
POWERLINK

- The PowerLink System offers increased lifting power at awkward boom angles
- Constant lifting speeds and superior vertical lifting power




TRANSPORT SWITCHES*

- Factory-mounted switches to indicate boom and/or stabilizer transport positions
- Offers well-protected mounting locations and a clean appearance



KTL - LONG LASTING SURFACE PROTECTION

- Superior corrosion protection
- Innovative technology for surface coating
- PALFINGER Quality Standard - usually only found in the automobile industry



ROPE WINCH

- Integrated Two Block Damage Prevention Feature and End Layering Protection with rotation resistant cable
- ASME B30.22 AND CSA Z150.3



RADIO REMOTE CONTROL

- Proportional Control with wireless operation
- Includes tethered back-up cable, 2 batteries with charger and LED crane capacity



SLEWING DRIVE

- Precise and smooth crane rotation
- High rotation torque



TILTABLE STABILIZER PLATES

- 14° tiltable offset to adapt to ground conditions
- Stabilizer foot plates do not need to be removed for transport



STABILIZER WARNING LIGHTS*

- Bright orange lights offer superior visibility of the stabilizers and working area

* optional features

PK 8501-CM PK 11001-CM

TECHNICAL SPECIFICATIONS

PK 8501-CM STD

PK 8501-CM A

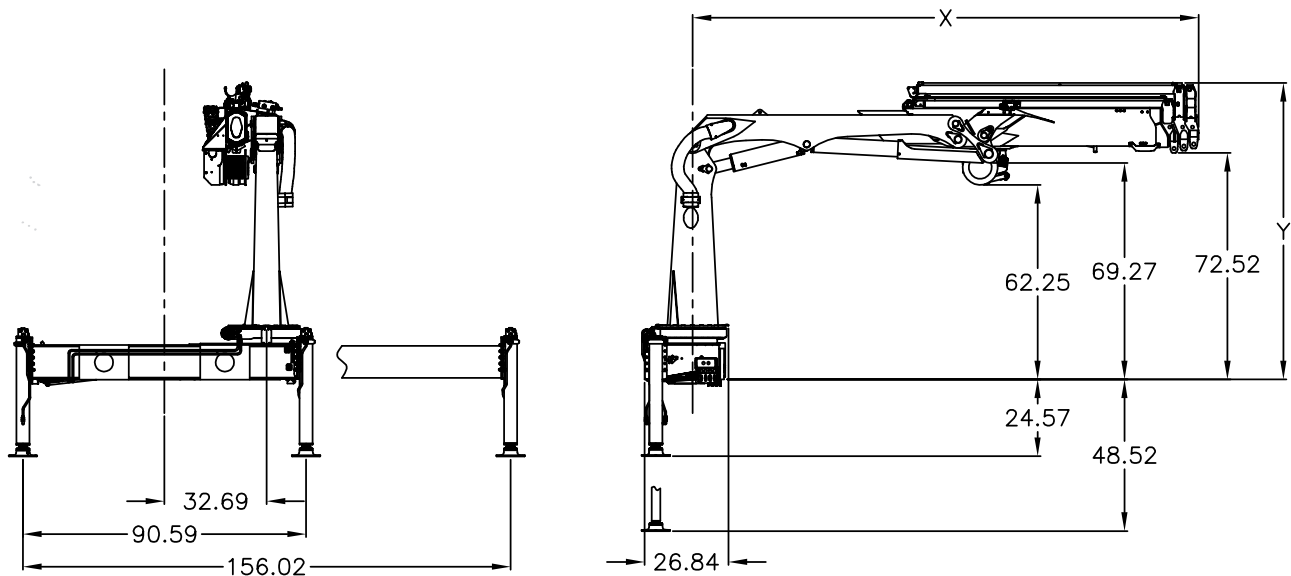
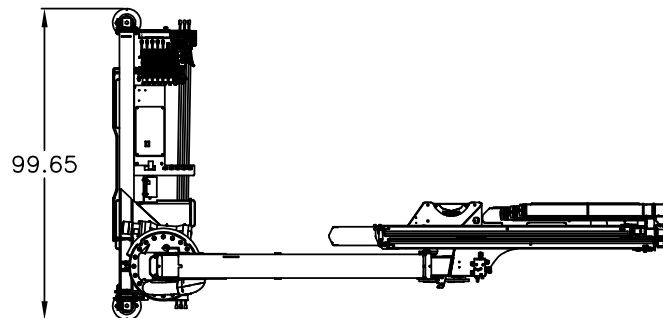
PK 8501-CM B

PK 11001-CM A

PK 11001-CM B

# Hyd Extensions	1	2	3	2	3
Horizontal Reach	19' 0"	25' 7"	32' 6"	26' 3"	33' 6"
Maximum Lifting Moment (ft. lbs.)	60,180	58,270	56,130	74,470	71,620
Basic Model Weight (lbs.)	2,425	2,645	2,865	2,820	3,075
Operating Pressure (psi)	4,640	4,640	4,640	4,640	4,640
Oil Flow (US gal/min)	6.6 - 9.2	6.6 - 9.2	6.6 - 9.2	7.9-11.9	7.9-11.9
Stabilizer Spread	13' 9"	13' 9"	13' 9"	13' 9"	13' 9"
Gross Rotation Torque (ft.lbs.)	7,230	7,230	7,230	7,230	7,230
Slewing Range	390°	390°	390°	390°	390°

BOOM VERSION			
	STD	A	B
X	155.71	158.86	162.01
Y	72.57	73.23	73.89



PALFINGER

LIFETIME EXCELLENCE

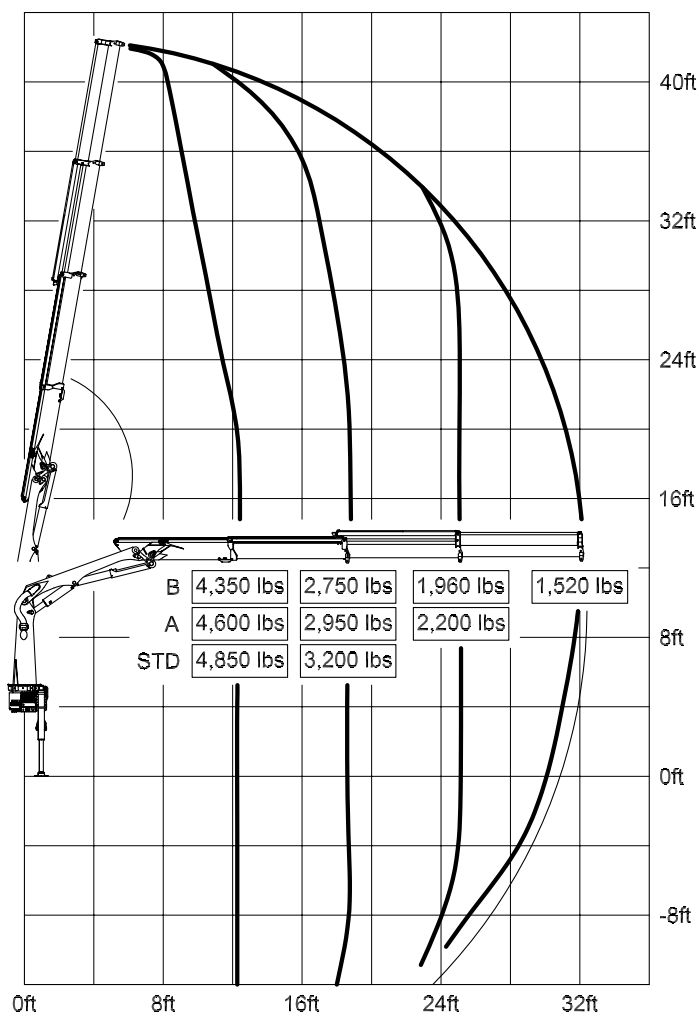
LOAD CAPACITY

KT
protected

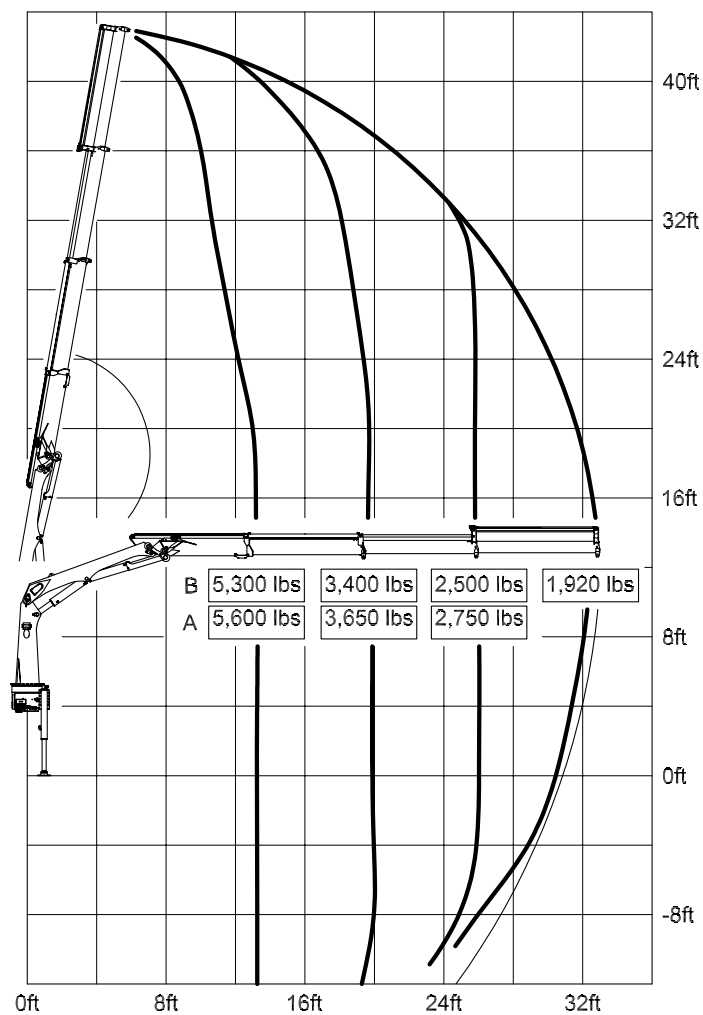
Paltronic
50
controlled

RRC
Radio Remote Control
operated

PK 8501-CM



PK 11001-CM





Palfinger Inc.

7942 Dorchester Road | Niagara Falls, ON | L2G 7W7
PO Box 846 | Niagara Falls, ON | L2E 6V6
Canada

TF +1 800 567 1554

Products shown in the leaflet are partially optional equipped and do not always correspond to the standard version. Country-specific regulations must be observed.
Dimensions may vary. Subject to technical changes, errors and translation mistakes.