

PALFINGER

TEC RANGE - PT 22 TJ

THE ALL-ROUND WORKHORSE

LIFETIME EXCELLENCE



THE ALL-ROUND WORKHORSE



PT 22 TJ

Working height
21.6 M

Maximum basket load
300 KG

Side reach
17.1 M

A large yellow oval logo with the word "PALFINGER" in bold black capital letters is mounted on a light-colored building facade. Three small white brackets are visible above the logo, securing it to the wall. Below the logo is a large window reflecting the sky and surrounding environment. The front of a white Palfinger truck is visible on the left side of the frame.

PALFINGER

The PT 22 TJ is a real all-rounder that shines with its advantages on every occasion. It comes with 22 meter working height, an improved 17.1 m outreach and a maximum of 300 kg basket load. Just as flexible in use as it is in configuration, it can be mounted on a wide variety of chassis, including fully electric variants. Thanks to the reduced overall weight, battery packs can also be installed to enable electric platform operation.

- Increased productivity and maximum operator safety on any job site thanks to greater outreach and high quality components.
- The enhanced basket stability and 300 kg basket load allows you to work more safely and efficiently.
- A redesigned basket with improved ergonomics makes your work even more comfortable at the same time.
- The choice is yours: Select from various chassis (3.5t–10.5t) and configurations, all GSR compliant.
- Stay ahead of the competition and win more future tenders - with the hybrid version now also in emission- and noise-sensitive areas.
- Track device status, location, upcoming maintenance and charge level anytime, anywhere with PALFINGER Connected.



THE TEC RANGE

PALFINGERs TEC range offers the most powerful aerial work platform all-rounders in the 3.5-ton class, setting new industry standards in performance, efficiency, and sustainable operations. The TEC range impresses above all with its increased reach, improved basket stability, higher basket load and reduced weight. Be flexible with working heights from 19 to 28 meters and a wide selection of chassis as well as the option of an battery pack for hybrid operation of the platform.



MORE POWER AND LESS WEIGHT

With additional reach, increased basket load and further improved basket stability, the TEC models offer reliability and performance where they are needed most. Whether for daily tasks or special projects, your work will be more efficient, safer and also more convenient than before. All of it on 3.5 ton or a bigger chassis, if you want even more flexibility. GSR compliant of course.

IMPROVED ERGONOMICS & CONTROLS

Fatigue-free and highly concentrated work thanks to the improved ergonomics of all TEC models. In combination with the intuitive, sensitive and precise controls, moving the aerial work platform feels even better than before. In addition, the automatic set-up system with integrated support levelling has also been optimized for various applications.

HYBRID AND ELECTRIC DRIVE

PALFINGER's battery pack options enable hybrid or fully electric operation for a whole day, allowing for low-emission performance on-site. With this system, the engine remains switched off during platform operation, ensuring reduced emissions and minimal noise. The technology opens up new job opportunities, such as in cities with strict emission regulations or noise-sensitive areas – further enhancing overall efficiency and return on investment.














PREMIUM QUALITY

Maximizing operating times and increasing productivity are crucial for economic success. The key lies in maximum flexibility combined with high quality components and an excellent range of services. We guarantee our high-quality standards through multiple test cycles, perfect processing and assembly. As a result, components such as the aluminum telescope have the best quality and are very durable at the same time.

MAXIMUM SERVICE

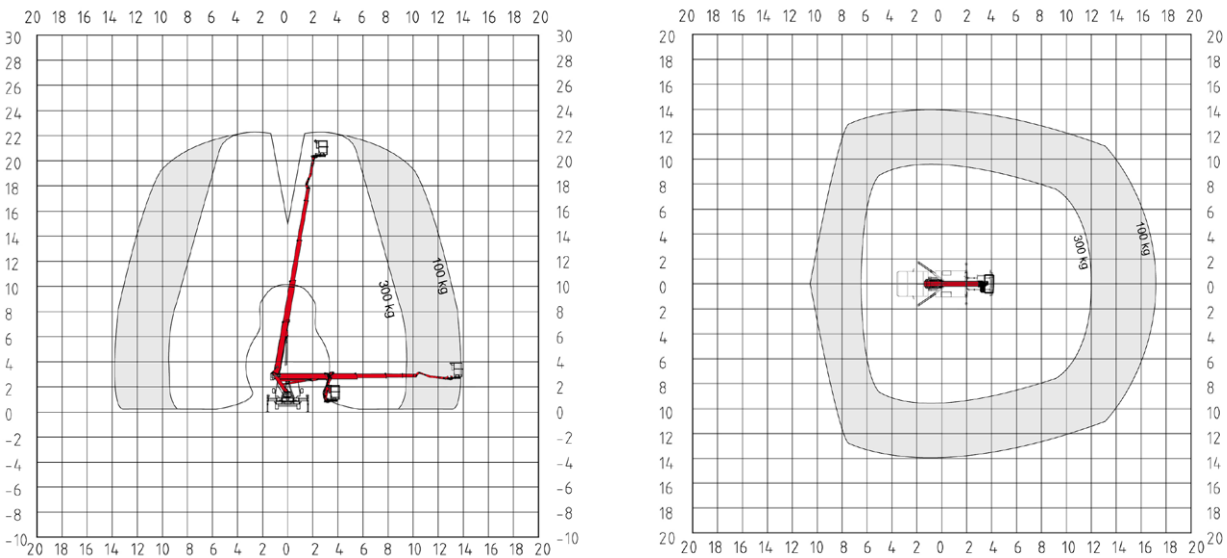
PALFINGER SERVICES, including Service Contracts and CONNECTED plus+ along with our online Tools and Apps, is designed to tackle disruptive challenges head-on. We ensure your equipment runs smoothly, expenses stay fixed, and fleet management feels effortless - from tracking performance to preventing downtimes and help your customers on site with remote diagnoses.

TECHNICAL DATA

	Total weight*	3290 KG		Max. horizontal outreach	17.1 M*
	Overall length*	7.75 M		Rotation angle of turntable	500°
	Total width*	2.21 M		Rotation angle of cage	2 x 90°
	Travelling height*	3.05 M		Rotation angle of cage boom	185°
	Wheelbase	3665 MM		Size of cage	1,40x0,70x1,10 M
	Max. working height	21.6 M		Max. cage load	300 KG
	Max. cage bottom height	19.6 M			

* Depending on the truck chassis

WORKING DIAGRAMS



* A possible 2% tolerance is contingent on structural components

DIMENSIONS

