

PALFINGER

TEC RANGE - PT 19 TJ

THE CITY CENTER EXPERT

LIFETIME EXCELLENCE



THE CITY CENTER EXPERT



PT 19 TJ

Working height
18,5 M

Maximum basket load
300 KG

Side reach
13,9 M



The lightest model in the TEC range offers you the greatest flexibility in configuration and use. Doesn't matter if its an additional battery pack for hybrid operation or different configurations and features, there is space for everything on the PT 19 TJ. This model comes with 19 meter working height, an improved 13.9 m maximum outreach and 300 kg basket load. Take your efficiency to the next level thanks to improved ergonomics, better stability and a wide variation of possible chassis.

- Increased productivity and maximum operator safety on any job site thanks to greater outreach and high quality components.
- The enhanced basket stability and 300 kg basket load allows you to work more safely and efficiently.
- A redesigned basket with improved ergonomics makes your work even more comfortable at the same time.
- The choice is yours: Select from various chassis (3.5t–10.5t) and configurations, all GSR compliant.
- Stay ahead of the competition and win more future tenders - with the hybrid version now also in emission- and noise-sensitive areas.
- Track device status, location, upcoming maintenance and charge level anytime, anywhere with PALFINGER Connected.



THE TEC RANGE

PALFINGERs TEC range offers the most powerful aerial work platform all-rounders in the 3.5-ton class, setting new industry standards in performance, efficiency, and sustainable operations. The TEC range impresses above all with its increased reach, improved basket stability, higher basket load and reduced weight. Be flexible with working heights from 19 to 28 meters and a wide selection of chassis as well as the option of an battery pack for hybrid operation of the platform.



MORE POWER AND LESS WEIGHT

With additional reach, increased basket load and further improved basket stability, the TEC models offer reliability and performance where they are needed most. Whether for daily tasks or special projects, your work will be more efficient, safer and also more convenient than before. All of it on 3.5 ton or a bigger chassis, if you want even more flexibility. GSR compliant of course.

IMPROVED ERGONOMICS & CONTROLS

Fatigue-free and highly concentrated work thanks to the improved ergonomics of all TEC models. In combination with the intuitive, sensitive and precise controls, moving the aerial work platform feels even better than before. In addition, the automatic set-up system with integrated support levelling has also been optimized for various applications.

HYBRID AND ELECTRIC DRIVE

PALFINGER's battery pack options enable hybrid or fully electric operation for a whole day, allowing for low-emission performance on-site. With this system, the engine remains switched off during platform operation, ensuring reduced emissions and minimal noise. The technology opens up new job opportunities, such as in cities with strict emission regulations or noise-sensitive areas – further enhancing overall efficiency and return on investment.














PREMIUM QUALITY

Maximizing operating times and increasing productivity are crucial for economic success. The key lies in maximum flexibility combined with high quality components and an excellent range of services. We guarantee our high-quality standards through multiple test cycles, perfect processing and assembly. As a result, components such as the aluminum telescope have the best quality and are very durable at the same time.

MAXIMUM SERVICE

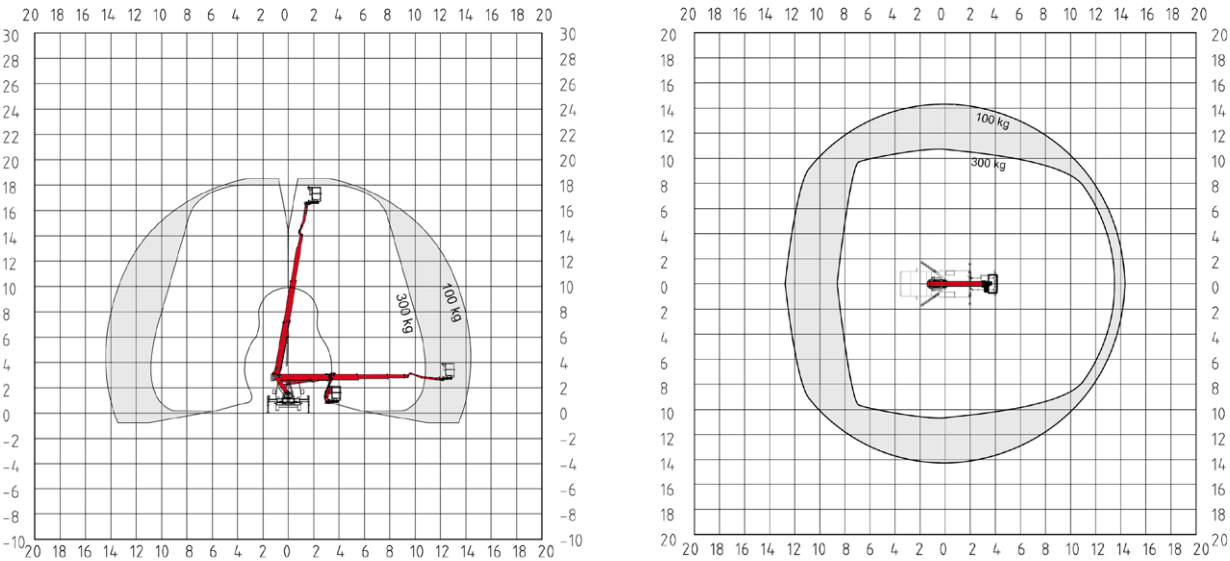
PALFINGER SERVICES, including Service Contracts and CONNECTED plus+ along with our online Tools and Apps, is designed to tackle disruptive challenges head-on. We ensure your equipment runs smoothly, expenses stay fixed, and fleet management feels effortless - from tracking performance to preventing downtimes and help your customers on site with remote diagnoses.

TECHNICAL DATA

	Total weight*	3230 KG		Max. horizontal outreach	13.9 M*
	Overall length*	7.75 M		Rotation angle of turntable	500°
	Total width*	2.21 M		Rotation angle of cage	2 x 90°
	Travelling height*	3.05 M		Rotation angle of cage boom	185°
	Wheelbase	3665 MM		Size of cage	1,40x0,70x1,10 M
	Max. working height	18.5 M		Max. cage load	300 KG
	Max. cage bottom height	16.5 M			

* Depending on the truck chassis

WORKING DIAGRAMS



* A possible 2% tolerance is contingent on structural components

DIMENSIONS

