

# SPS 35000 STIFF BOOM CRANE

IDEAL LIFTING SOLUTION FOR 3 & 4 AXLE TRUCKS



# TECHNICAL SPECIFICATIONS

## Product Description

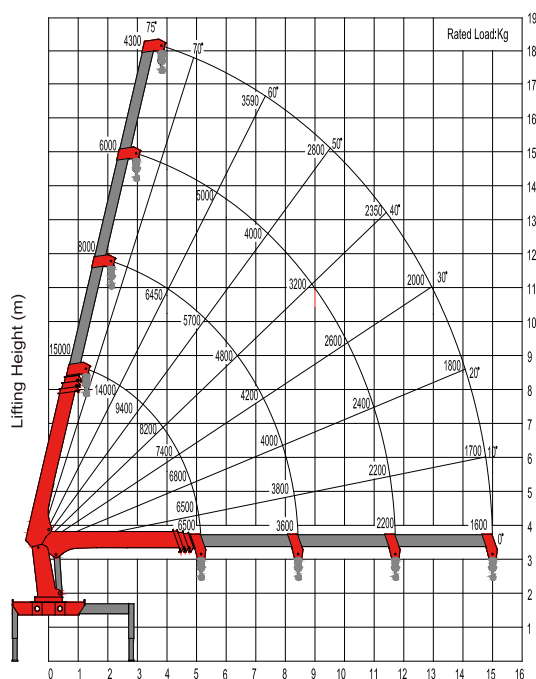
- SANY PALFINGER produces according to European Quality Standards to ensure reliability, performance and safety in the industry
- High tensile strength extension booms to optimize lifting height and working range
- The wide outrigger span ensures stability in all mounting situations
- High safety factor with greater reliability
- Piston pump option for reliability, efficiency, and extended lifetime
- Standard package includes
  - Emergency stop button
  - Working light
  - High pressure filter
  - Over-winding stop

## Technical Data

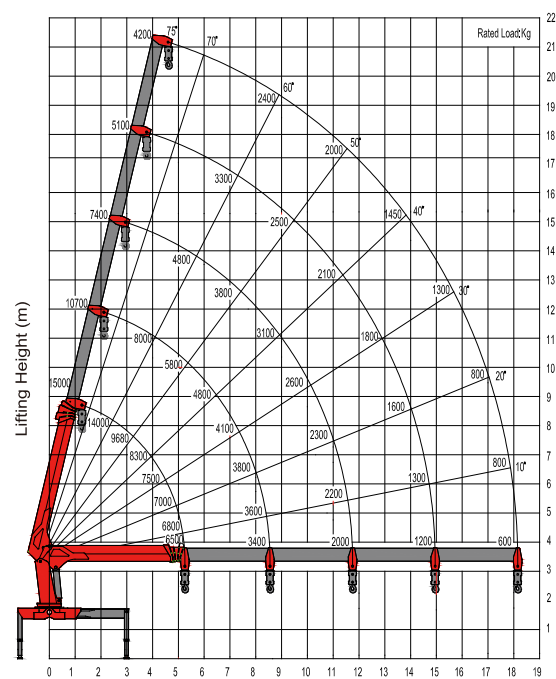
Basic Data	SPS 35000B	SPS 35000C
Rated lifting moment	35 mt	35 mt
Rated lifting capacity	14000 kg (2.5 m)	14000 kg (2.5 m)
Max. outreach	15.0 m	18.1 m
Max. lines of the hook	6	6
Slewing angle	Continuous	Continuous
Boom raising angle	0 ~ 75°	0 ~ 75°
Max. lifting height (the measurement from the ground after the outriggers fully extended)	17.1 m	20.5m
Length of the boom system (retracted)	5.5 m	5.6 m
Length of the boom system (fully extended)	15.4 m	18.5 m
Boom sections	4	5
Outrigger span (fully extended)	6000 (mm)	7250 (mm)
Recommended flow rate	60 ~ 90 L/min	60 ~ 90 L/min
Operating pressure	32 Mpa	32 Mpa
Recommended oil tank capacity	200 L	200 L
Crane moment (dynamic)	577.2 kNm 58.8 mt	577.2 kNm 58.8 mt
Torsional moment (dynamic)	36.8 kNm 3.8 mt	36.8 kNm 3.8 mt
Crane weight	4400 kg (Floor control) 4550 kg (High seat)	6000 kg (Floor control) 6120 kg (High seat)

# LIFTING CHART

SPS 35000B



SPS 35000C

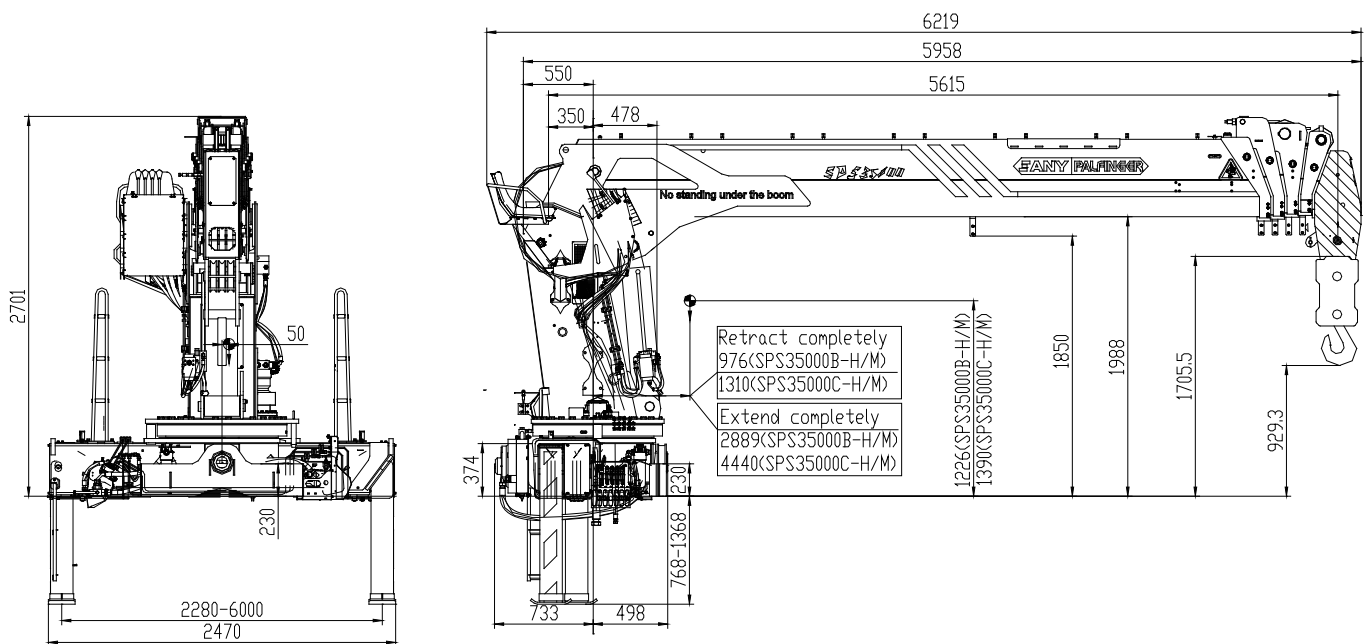


NOTE

Load chart may be different based on crane options.  
 The above lifting height and boom angles are based on a straight (unladen) boom.  
 Allowance should be made for boom deflection under laden conditions  
 Lifting capacities must not exceed 85% of tipping load.

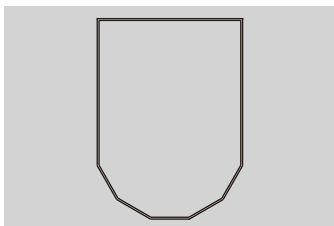
# CRANE DIMENSION

SPS 35000C-H



\*The actual product dimensions can vary depending on the operational equipment.

# FEATURES & OPTIONS



## Octagonal Boom Profile

- High strength and rigidity due to octagonal cross section



## High Tensile Steel

- High Tensile Steel: HG785, SC900
- Able to withstand higher forces



## Overload Protection System

- Built-in safety function
- Protects the crane against overloading




## Working Light

- Safer operations in dusty and dark working conditions
- Optimal visibility for work



## High Pressure Filter

- Ensures proper functionality and longer lifetime of crane



## Proportional Hydraulic System

- Sensitive and stable controls for precise operation
- Operator is able to utilize multiple functions simultaneously



## Load Indicator

- Provides operators with important information on possible overloading and lifting conditions



## Two Speed Winch

- Designed to maximize efficiency
- The winch rope speed can be doubled when the load carried is less than half of the maximum load

PALFINGER ASIA PACIFIC PTE LTD  
3 International Business Park  
Nordic European Center | #05-25/26  
609927 | Singapore  
T: +65 6591 9191  
asia@palfinger.com

Cranes shown in the leaflet are partially optional equipped and do not always correspond to the standard version. Country-specific regulations must be observed. Dimensions may vary. Subject to technical changes, errors and translation mistakes.