

THE NEW GENERATION 3

**EXPERIENCE & TECHNOLOGY.
WE BRING IT TOGETHER.**

COMFORT DRIVE LATERAL TOPSEAT



FORESIGHT NEEDS SOLID ROOTS. BECAUSE WE THINK IN GENERATIONS.

At PALFINGER EPSILON, we are deeply rooted in nature — our living and creative space — and have both feet firmly on the ground. Our pioneering spirit shapes the way we work together with our customers, gives us the necessary foresight and also opens up some unconventional approaches. This provides the basis for developing innovative, custom-built and sustainable solutions. Everything we do is focused on our primary goal: to make our customers more efficient in their work while conserving the valuable resources of our environment.

This makes PALFINGER EPSILON a partner for generations.

#REACHANYTHING





Dive into our world and experience how we combine proven technology with the latest innovations for the next generation.

SCAN ME

OPERATOR CONVENIENCE AT ITS FINEST.

THE NEW COMFORT DRIVE LATERAL TOPSEAT.

We listened very closely to our customers when developing the new generation of cranes. Together, we grow with the challenges we face. Together, we recognize the potential on which we are working with a passion. By working together with a spirit of mutual trust, we have succeeded in adopting the best features of the previous crane series and combining them with the latest technological developments. The new COMFORT DRIVE lateral topseat focuses on the operator and addresses their specific needs and requirements to handle a tough working day. The result is a customer-specific solution offering a well-thought-out solution, with an all-round view and an ergonomic control layout to create a future-oriented workplace.

COMFORTABLE SUSPENDED LATERAL TOPSEAT

The ergonomically shaped, comfortable lateral topseat made by GRAMMER - a high quality manufacturer - provides a secure hold and a direct view of the work area.

On cold days, the heated seat guarantees a pleasant experience, while the horizontal and vertical suspension takes the load off the spine for fatigue-free crane operation.

SAFE ASCENT & DESCENT

The wide and slip-resistant ladder allows safe access to the COMFORT DRIVE, and the angled design enables entry to the steps from any parking position.

Handles and handrails provide a permanent grip for safe ascent and descent.



PROTECTED FROM THE WIND AND WEATHER

Optional: The mechanically actuated operator protection hood offers enhanced safety and comfort. Durability is ensured by the robust and solid steel frame.

The replaceable, tinted polycarbonate panels guarantee an unobstructed all-round view of the work area. The mechanically actuated operator protection hood can be safely manipulated from the ladder. In the parked position, the roof protects seat and control against dirt, wet and damage.

PILOT CONTROLS

Using the hydraulic pilot controls allows the crane to be operated sensitively, directly and smoothly. Controlling the stabilizer from the side seat enables safe operation thanks to the excellent overview. The dual-circuit hydraulic valves are neatly installed on the side seat.

A smooth working day is therefore guaranteed and the new COMFORT DRIVE side seat is also a visual highlight.

360° LED LIGHTING

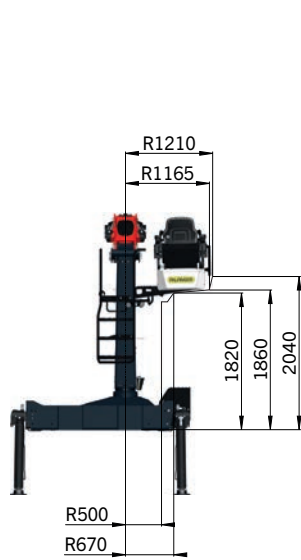
Optional: Seven floodlights outputting 3000 lumens each mounted on the side seat to completely illuminate 360° of the work area.

Now working in the dark is not only more productive, safety has also been enhanced.

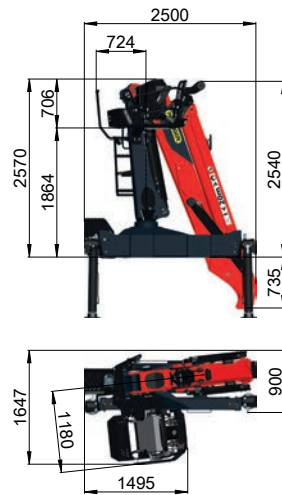
The floodlights can also be switched on from the truck.

TECHNICAL DETAILS.

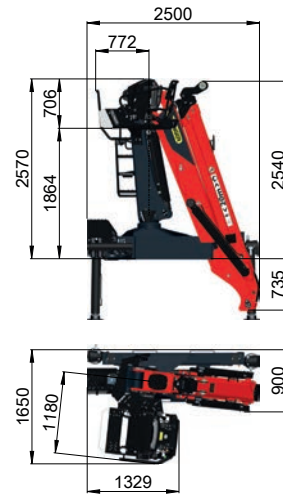
COMFORT DRIVE LATERAL TOPSEAT.



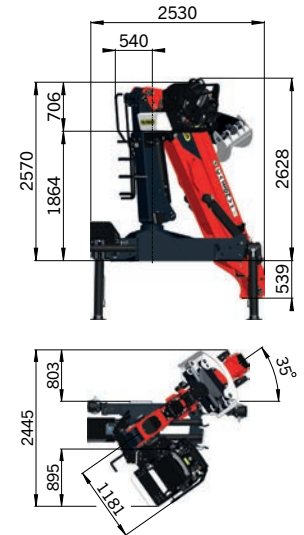
TUL/TGL



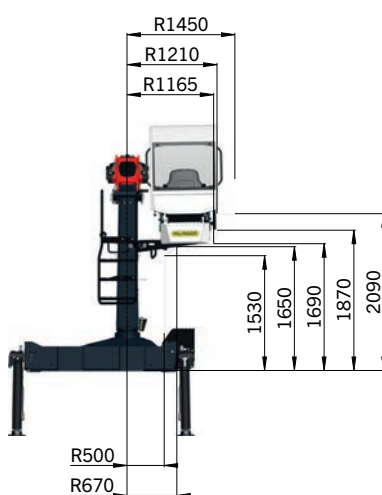
TUR/TGR



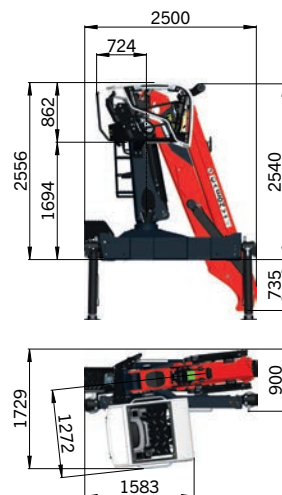
TUR



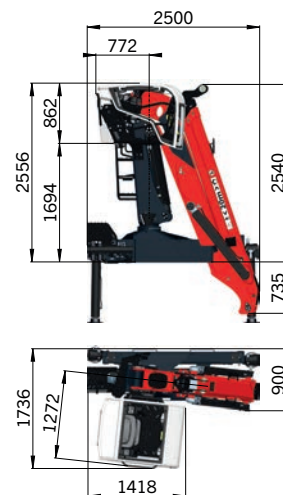
WITH OPERATOR PROTECTION HOOD



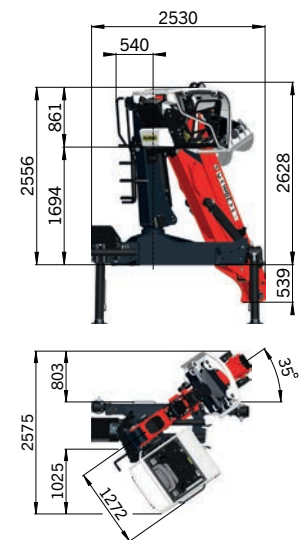
TUL/TGL



TUR/TGR

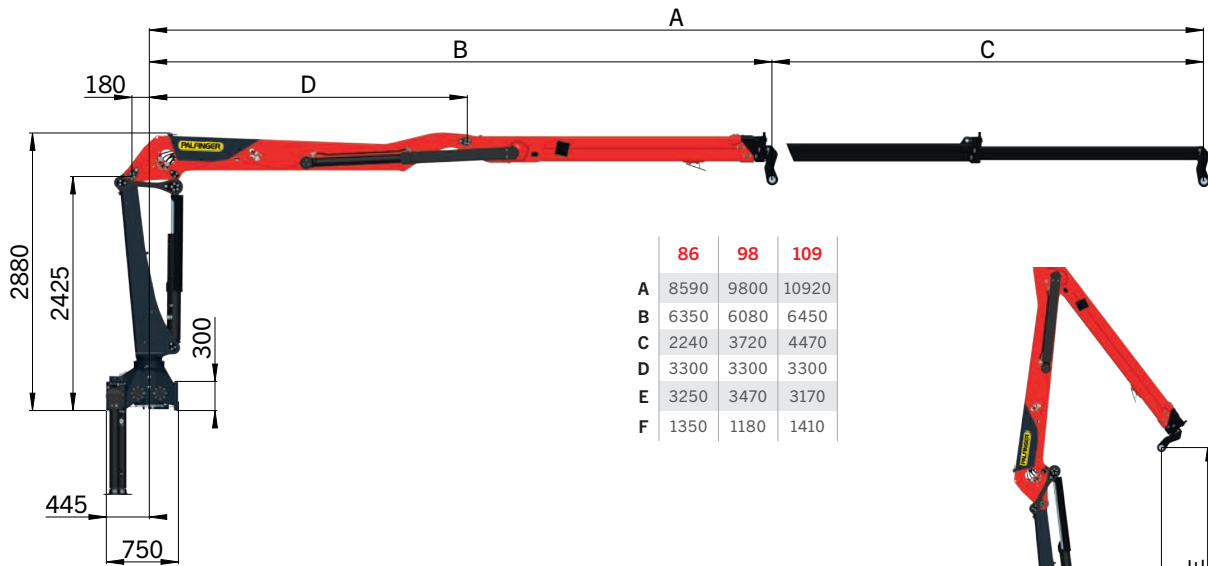


TUR



TECHNICAL DETAILS.

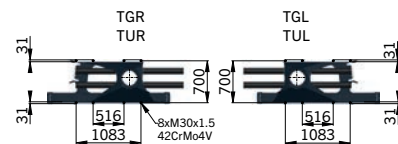
Z-CRANES.



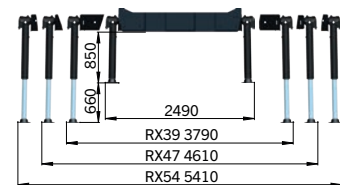
	86	98	109
A	8590	9800	10920
B	6350	6080	6450
C	2240	3720	4470
D	3300	3300	3300
E	3250	3470	3170
F	1350	1180	1410

86		3	4	5	6	7	8	
TZ10-86		3040	2280	1800	1480	1250	1080	[kg]
TZ12-86		3600	2700	2130	1760	1490	1280	[kg]

98		3	4	5	6	7	8	9	
TZ10-98		2980	2240	1770	1450	1230	1060	920	[kg]
TZ12-98		3520	2640	2100	1720	1460	1260	1110	[kg]
TZ15-98		4570	3430	2730	2260	1920	1660	1460	[kg]
TZ17-98		5260	3940	3160	2600	2220	1920	1690	[kg]



109		3	4	5	6	7	8	9	10	
TZ12-109		3440	2580	2060	1690	1420	1230	1070	950	[kg]
TZ15-109		4500	3380	2680	2210	1870	1620	1420	1260	[kg]
TZ17-109		5200	3900	3080	2560	2180	1880	1660	1470	[kg]



TZ 10 - 17

		TZ10		TZ12			TZ15		TZ17		
		86	98	86	98	109	98	109	98	109	
Lifting moment net	[kNm]	93	92	109	105	104	138	136	158	156	
Slewing torque	[kNm]	24		28			30		32		
Slewing angle	[°]	425°									
Max. outreach	[m]	8,6	9,8	8,6	9,8	10,9	9,8	10,9	9,8	10,9	
Operating pressure	[bar]	230			260			260		290	
Recommended pump capacity	2K [l/min]	2x 70L/min					2x 80L/min				
Dead weight without link/rotator	COMFORT DRIVE lateral topseat [kg]	2310	2350	2350	2390	2450	2610	2660	2650	2700	

Lifted weight, net without accessories; weight of standard crane, incl. oil, spot lights and cyclinder protection, without link, rotator, material tolerance +/- 5%

EPSILON TIMBER & RECYCLING CRANES

PALFINGER

KP-PR103-M2+EN 04/2023

EPSILON KRAN GMBH

Christophorusstraße 30

5061 Elsbethen-Glasenbach | Austria

Tel +43 662 629548-0

epsilon@palfinger.com

WWW.PALFINGEREPSILON.COM

SCAN ME



Here you can find more
information about the
COMFORT DRIVE lateral
topseat.

KP-PR103 is intended for international use. The availability of some models and the standard and optional equipment may vary from country to country. EPSILON reserves the right to make changes to the design and technical implementation at any time and without prior notice, without undertaking in any way to transfer these to units that have already been sold. Information, descriptions and images correspond to the current status at the time of printing, but can also be changed without prior notice. Illustrations can show certain national versions, special equipment and incomplete standard versions. Dimensions may vary. Load representations are standardized illustrations and do not correspond to the optimal arm position in which the maximum lifting load can be achieved. Subject to technical changes, errors and translation mistakes.

DEALER: