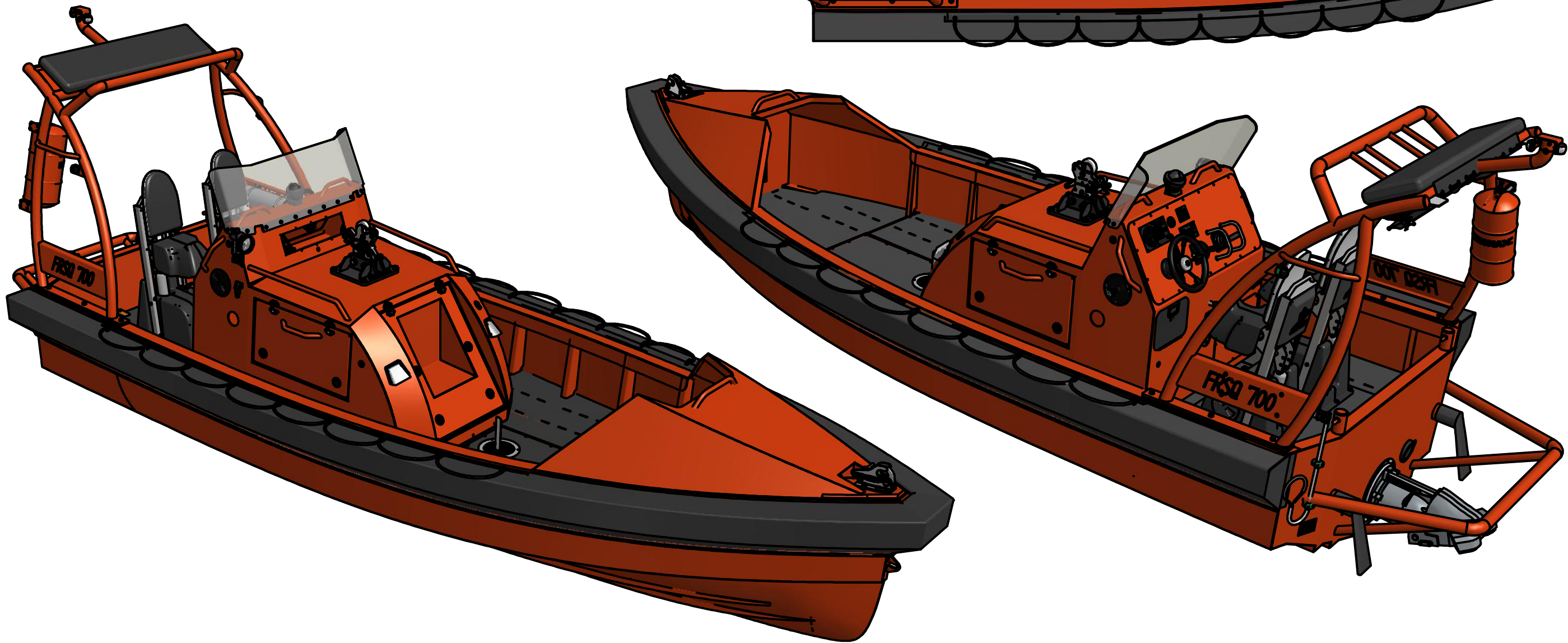
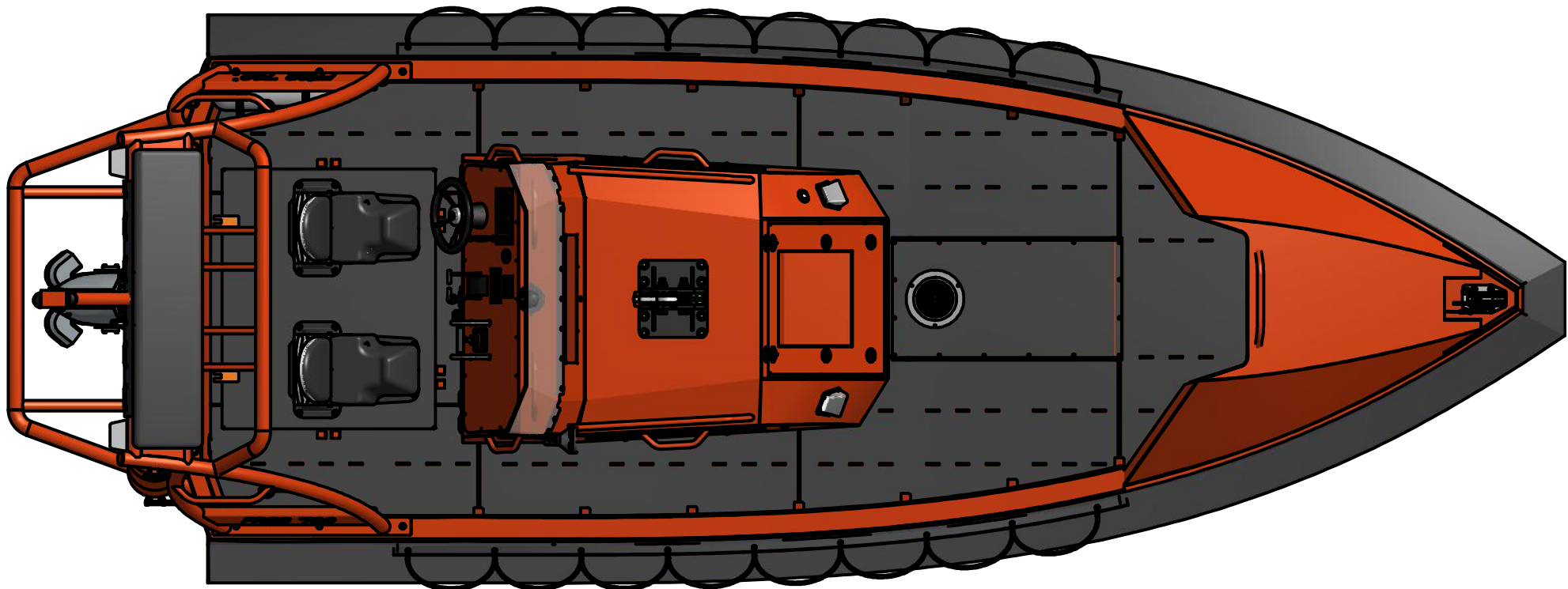
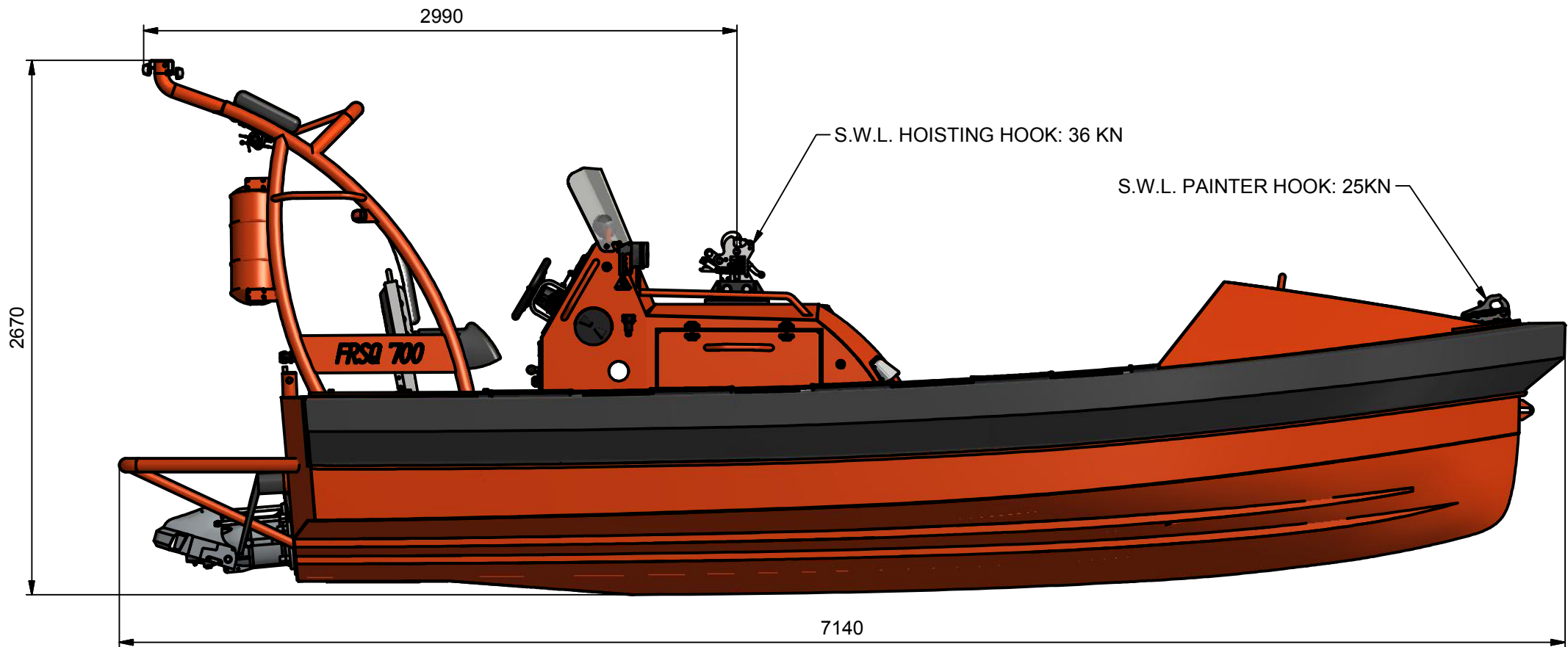
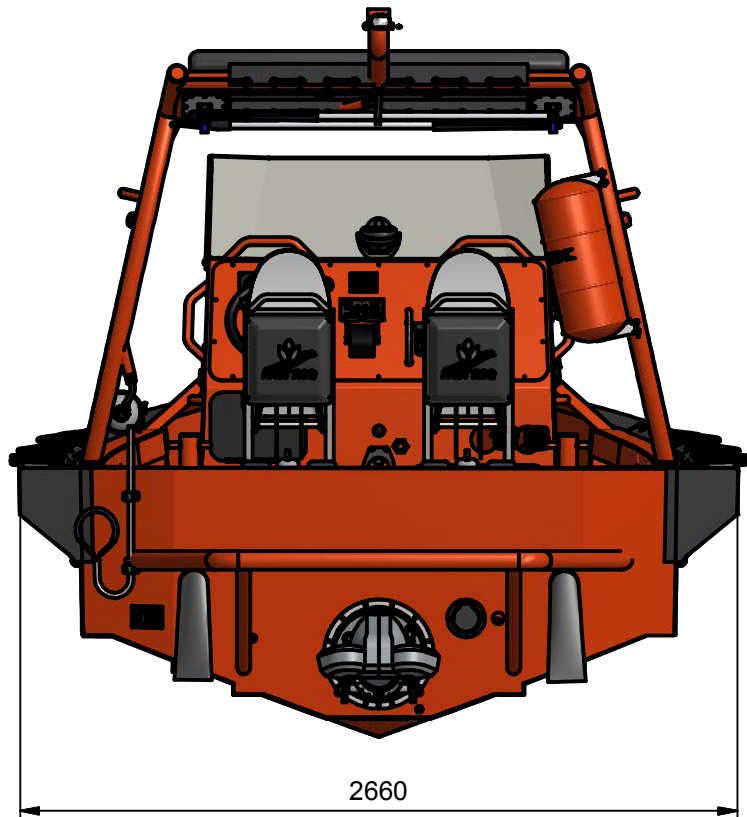


THIS DRAWING IS FOR INFORMATION ONLY AND MUST NOT BE USED FOR CONSTRUCTION OR FABRICATION, PRIOR TO FINAL DESIGN

PALFINGER BOATS RESERVES THE RIGHT TO CHANGE THE PRODUCT DESIGN, MATERIALS, AND SPECIFICATIONS WITHOUT INCURRING OBLIGATIONS, RESPONSIBILITY FOR THE USE AND APPLICATION OF THE PRODUCT RESTS WITH THE USER



GENERAL PARTICULARS	
LENGTH OVER ALL	7140 mm
BEAM OVER ALL	2660 mm
HEIGHT KEEL TO TOP	2670 mm

				TITLE: GENERAL ARRANGEMENT			
				PROJECT: FRSQ 700 A SWJ			
				Tolerance Unless Specified			
				X mm ± 0.2      XX ° ± 1			
				X.X mm ± 0.1      X ° ± 0.1			
				X.XX mm ± 0.05      X.X ° ± 0.05			
				Surface finish $\sqrt{63}$ Flatness: ± 0.8mm			
				Break sharp edges and corners 0.5mm x 45° unless otherwise specified			
				DRAWN: MvdH		STATUS BY: AM	
				DATE: 9/21/2010		STATUS ON: 3/28/2017	
				SYSTEM: 000 - General		STATUS: Released	
				Third Angle projection All dimensions in mm			
				SIZE: A2		PART NUMBER: 3FA-100083	
				REV: C		VER: 01	
C	Updated	24/03/17	DVC				
B	Updated	14/05/13	vnt				
A	Updated	01/12/10	MvdH				
-	Initially created	21/09/10	MvdH				
REV Description Date Name				SCALE: 1:28			
This drawing is the property of Palfinger and may not be reproduced or distributed to third parties without their specific written consent				REV: VER: C 01			