

**LOADER CRANE
PK 200002 L SH**



THE NEW PALCOM P7

P-FOLD

LOADER CRANE PK 200002 L SH

HOME

OVERVIEW

SPECIAL FEATURES

VIDEO

ABOUT US

EVERYTHING UNDER CONTROL. THE NEW PALCOM P7

When PALFINGER combines its customers' demands and all of the company's expertise into a single product, the outcome can only be revolutionary: the new PALCOM P7, PALFINGER's first in-house development in the field of loader crane remote controls. Ergonomically designed and packed to the hilt with innovative control functions and safety features, this remote control system enables effortless, safe and easy operation.

PALFINGER.COM



THE NEW PALCOM P7

P-FOLD

LOADER CRANE PK 200002 L SH

HOME

OVERVIEW

SPECIAL FEATURES

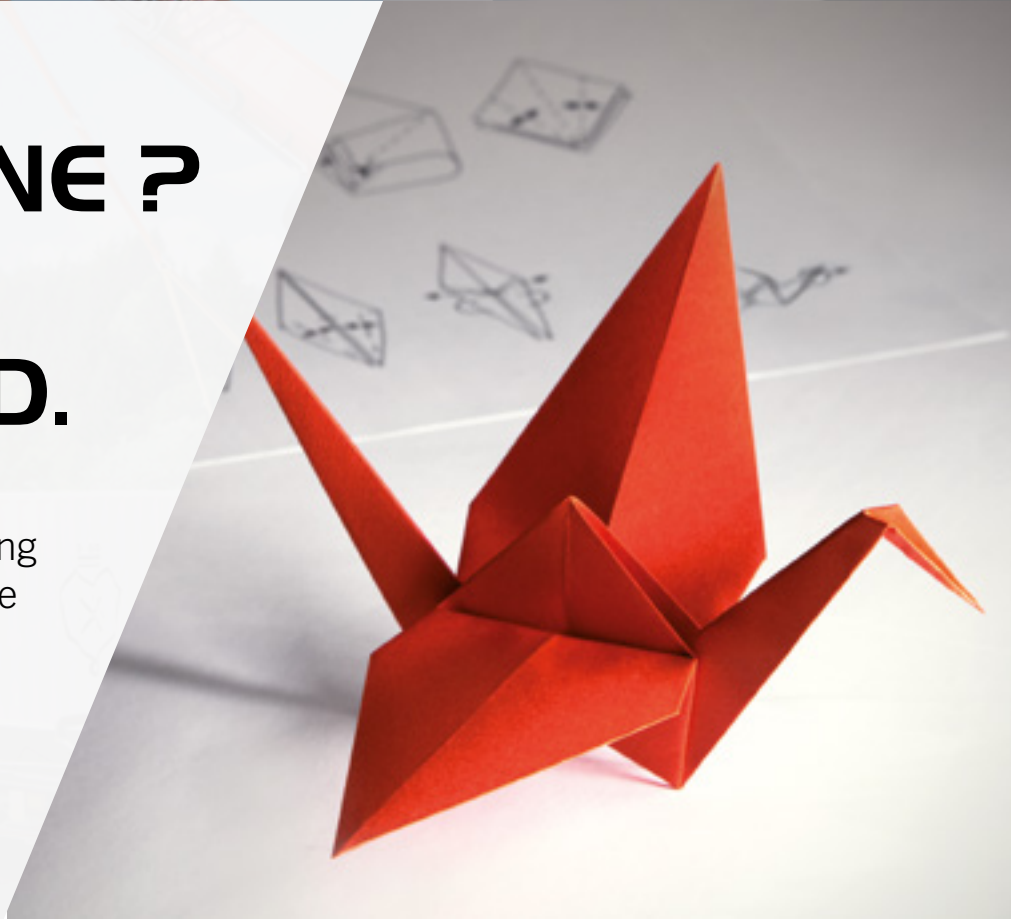
VIDEO

ABOUT US

HOW TO FOLD A CRANE ? EITHER THE ORIGAMI WAY OR WITH P-FOLD.

Perfectly folded by fingertip control
The new assistance system P-Fold makes folding and unfolding an easy job for the crane operator. All movements of the crane are activated by only one control lever. This significantly increases operator comfort and prevents costly damage.

PALFINGER.COM



THE NEW PALCOM P7

P-FOLD

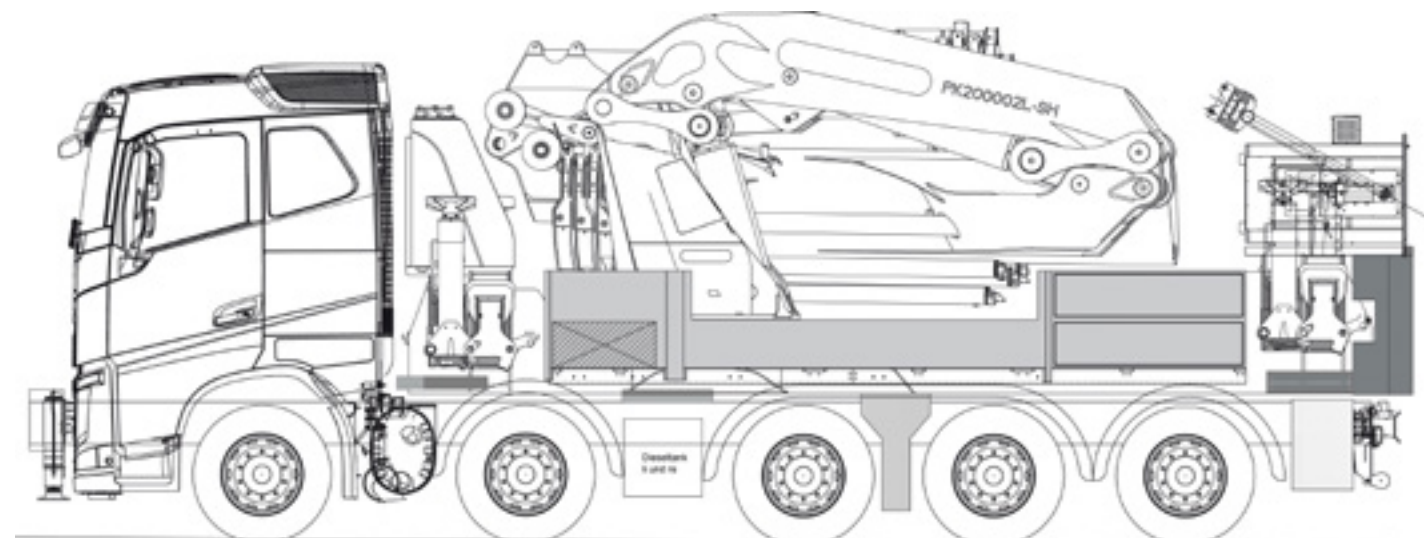


LOADER CRANE PK 200002 L SH



SENSIBLE MONTAGEAUFGABEN UND SCHWERLASTEINSÄTZE SIND SEIN METIER

- High mobility due to the mounting on standard truck chassis
- Very stiff and light boom system thanks to new P-Profile
- Hydraulic lifting height of roughly 49 meters thanks to long boom design
- Additional applications with Power Link Plus
- High working speed thanks to double circuit control
- Maximum precision and safety due to AOS
- Special stabiliser concept with extendable rear stabiliser ram
- Maximum utilisation of the working range thanks to extended HPSC
- More efficiency with fly-jib due to DPS Plus



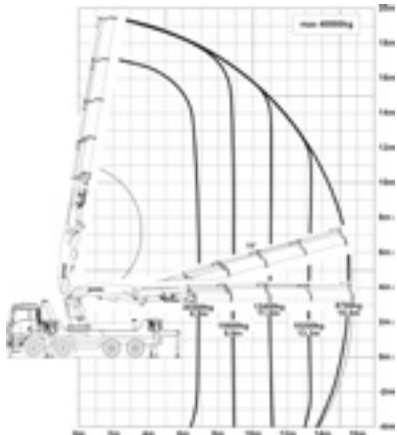
LOADER CRANE PK 200002 L SH

TECHNICAL SPECIFICATIONS

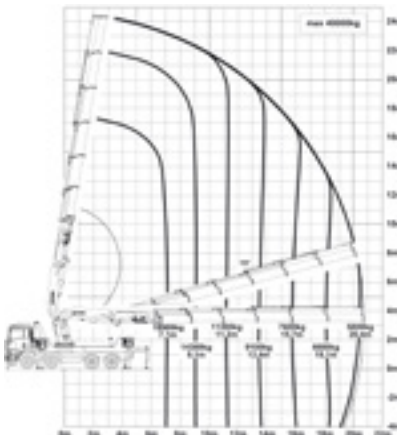
TECHNICAL SPECIFICATIONS (EN 12999 HC1 HD5/S1)

Max. lifting moment	150.7 mt/1478 kNm	1090030 ft.lbs
Max. lifting capacity	40000 kg/392.3 kN	88200 lbs
Max. hydraulic outreach	25.6 m	83' 12"
Max. outreach (with fly-jib)	47.9 m	157' 3"
Slewing angle	endless	
Slewing torque	12.5 mt / 122.6 kNm	90390 ft.lbs
Stabiliser spread	10.4 m	34' 1"
Max. operating pressure	385 bar	5583 psi
Recommended pump capacity	2 x 120 l/min	31.7 US gal./min

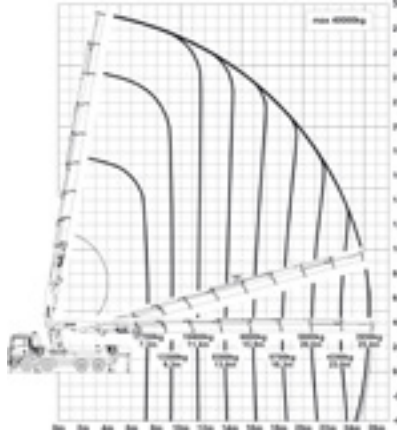
C




E



G



G PJ300LF DPS PLUS



LOADER CRANE PK 200002 L SH

HOME

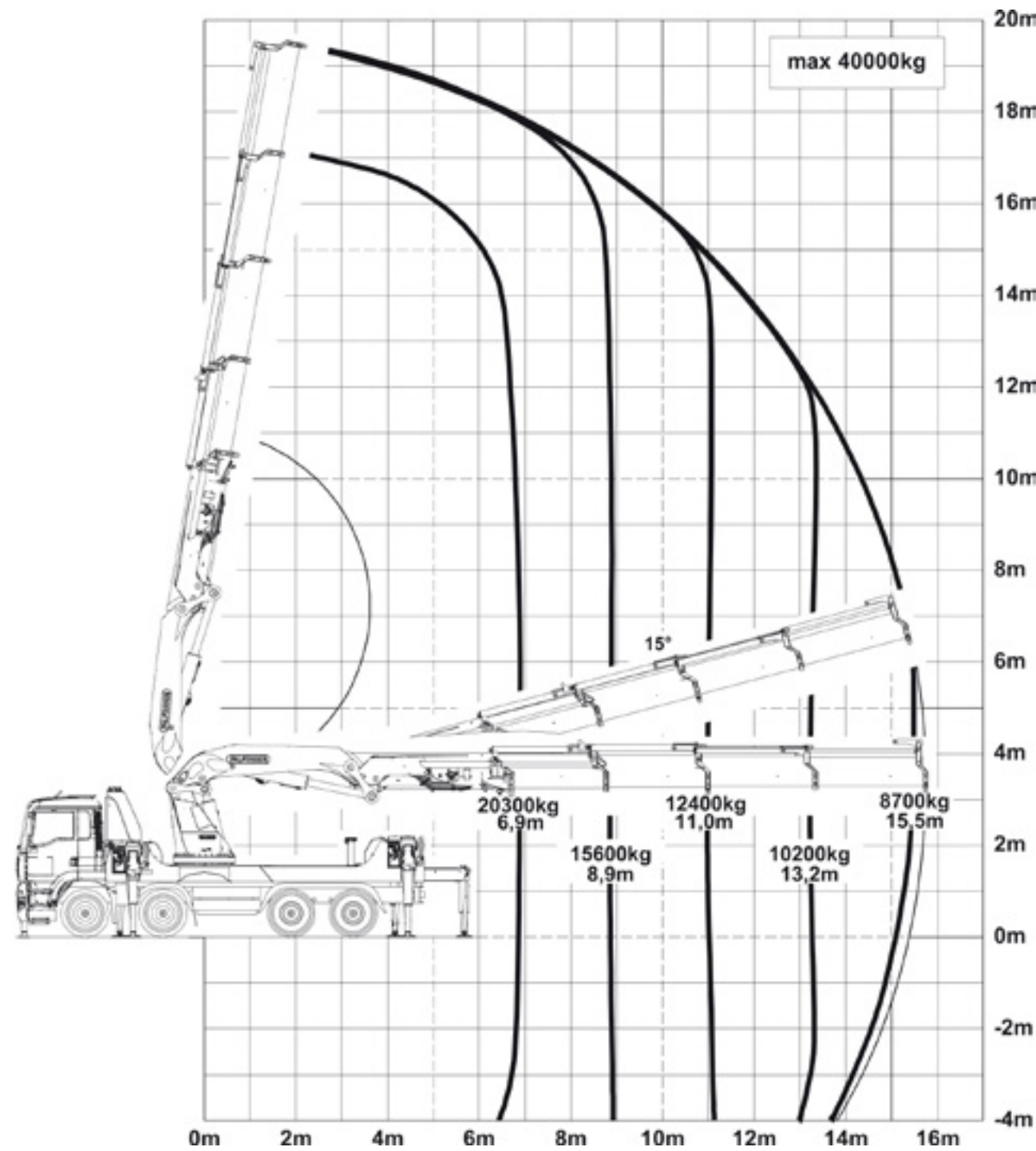
OVERVIEW

SPECIAL FEATURES

VIDEO

ABOUT US


C



max.		40000 kg / 392.4 kN	88,200 lbs
6.9 m	23 ft	20300 kg/ 199.1 kN	44,700 lbs
8.9 m	29 ft	15600 kg/ 153.0 kN	34,300 lbs
11.0 m	36 ft	12400 kg/ 121.6 kN	27,400 lbs
13.2 m	43 ft	10200 kg/ 100.1 kN	22,600 lbs
15.5 m	51 ft	8700 kg/ 85.3 kN	19,200 lbs

APPLICATIONS

G PJ300LF DPS PLUS



LOADER CRANE PK 200002 L SH

HOME

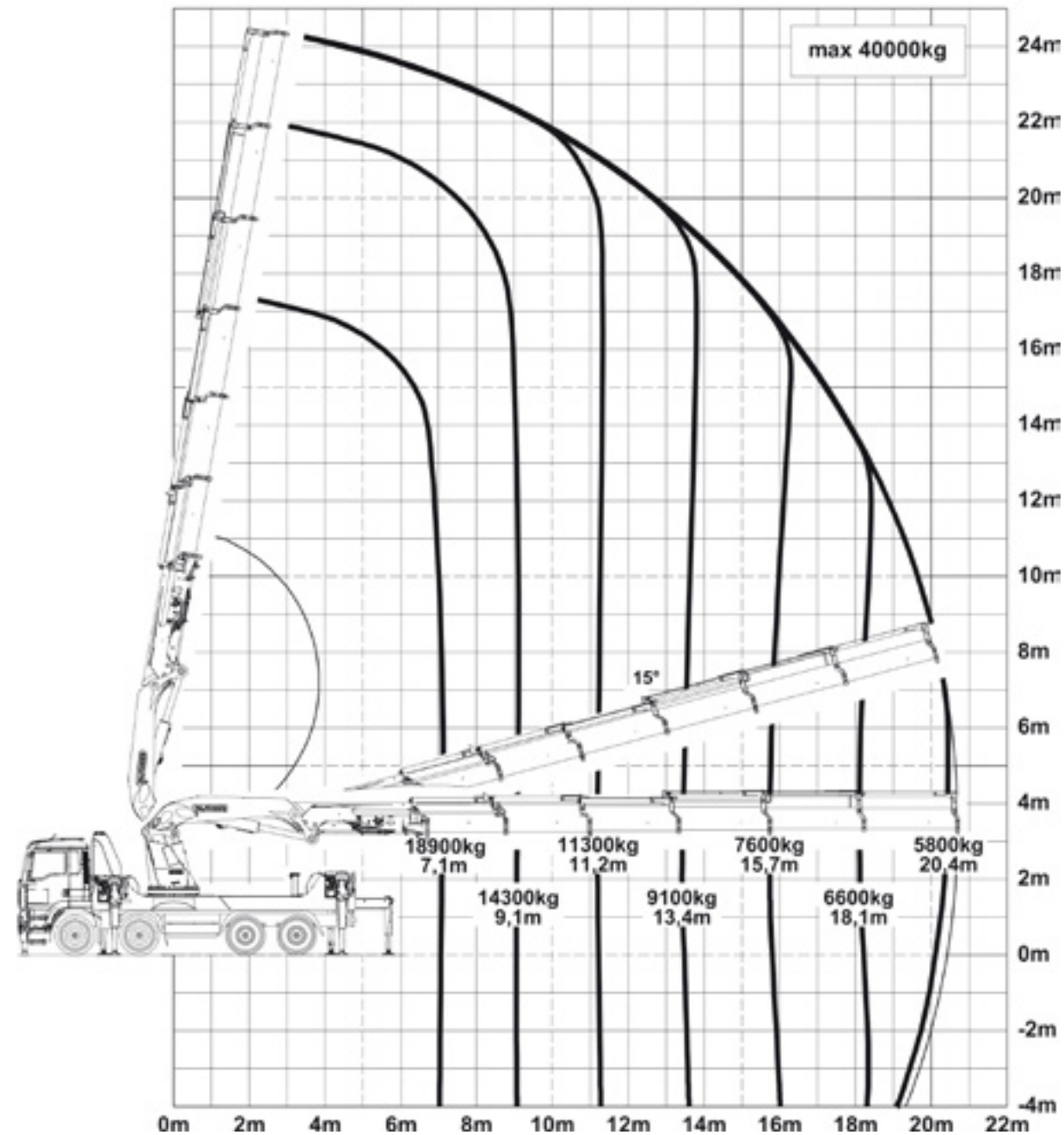
OVERVIEW

SPECIAL FEATURES

VIDEO

ABOUT US


E



max.	40000 kg/ 392.4 kN		88,200 lbs
7.1 m	23 ft	18900 kg/ 185.4 kN	41,600 lbs
9.1 m	30 ft	14300 kg/ 140.3 kN	31,600 lbs
11.2 m	37 ft	11300 kg/ 110.9 kN	24,800 lbs
13.4 m	44 ft	9100 kg/ 89.3 kN	20,100 lbs
15.7 m	52 ft	7600 kg/ 74.6 kN	16,800 lbs
18.1 m	59 ft	6600 kg/ 64.7 kN	14,400 lbs
20.4 m	67 ft	5800 kg/ 56.9 kN	12,700 lbs

APPLICATIONS

G PJ300LF DPS PLUS



LOADER CRANE PK 200002 L SH

HOME


OVERVIEW

SPECIAL FEATURES

VIDEO

ABOUT US


G



max.		40000 kg/ 392.4 kN	88,200 lbs
7.3 m	24 ft	17700 kg/ 173.6 kN	39,000 lbs
9.3 m	30 ft	13300 kg/ 130.5 kN	29,400 lbs
11.4 m	37 ft	10400 kg/ 102.0 kN	22,800 lbs
13.6 m	45 ft	8300 kg/ 81.4 kN	8,200 lbs
15.9 m	52 ft	6800 kg/ 66.7 kN	15,000 lbs
18.3 m	60 ft	5700 kg/ 55.9 kN	12,600 lbs
20.6 m	68 ft	5000 kg/ 49.1 kN	10,900 lbs
23.0 m	76 ft	4350 kg/ 42.7 kN	9,600 lbs
25.4 m	83 ft	3950 kg/ 38.7 kN	8,700 lbs

APPLICATIONS

G PJ300LF DPS PLUS



G PJ300LF DPS PLUS

LOADER CRANE PK 200002 L SH


HOME

OVERVIEW

SPECIAL FEATURES


VIDEO

ABOUT US



APPLICATIONS

G PJ300LF DPS PLUS



LOADER CRANE PK 200002 L SH

HOME

OVERVIEW

SPECIAL FEATURES

VIDEO

ABOUT US



APPLICATIONS

The PK 200002 L SH is just as adept at mastering delicate assembly jobs as it is at working with heavy loads. One significant advantage is its excellent mobility thanks to the fact that it can be mounted on standard trucks. Its extremely rigid, lightweight boom system – the new P profile – gives it a hydraulic reach of almost 49 metres.

LOADER CRANE PK 200002 L SH

HOME

OVERVIEW

SPECIAL FEATURES

VIDEO

ABOUT US

APPLICATIONS

The PK 200002 L SH is just as adept at mastering delicate assembly jobs as it is at working with heavy loads. One significant advantage is its excellent mobility thanks to the fact that it can be mounted on standard trucks. Its extremely rigid, lightweight boom system – the new P profile – gives it a hydraulic reach of almost 49 metres.



LOADER CRANE PK 200002 L SH



APPLICATIONS

HOME

OVERVIEW

SPECIAL FEATURES

VIDEO

ABOUT US

The PK 200002 L SH is just as adept at mastering delicate assembly jobs as it is at working with heavy loads. One significant advantage is its excellent mobility thanks to the fact that it can be mounted on standard trucks. Its extremely rigid, lightweight boom system – the new P profile – gives it a hydraulic reach of almost 49 metres.



LOADER CRANE PK 200002 L SH

APPLICATIONS

HOME

OVERVIEW

SPECIAL FEATURES

VIDEO

ABOUT US

The PK 200002 L SH is just as adept at mastering delicate assembly jobs as it is at working with heavy loads. One significant advantage is its excellent mobility thanks to the fact that it can be mounted on standard trucks. Its extremely rigid, lightweight boom system – the new P profile – gives it a hydraulic reach of almost 49 metres.



LOADER CRANE PK 200002 L SH



APPLICATIONS

HOME

OVERVIEW

SPECIAL FEATURES

VIDEO

ABOUT US

The PK 200002 L SH is just as adept at mastering delicate assembly jobs as it is at working with heavy loads. One significant advantage is its excellent mobility thanks to the fact that it can be mounted on standard trucks. Its extremely rigid, lightweight boom system – the new P profile – gives it a hydraulic reach of almost 49 metres.



LOADER CRANE PK 200002 L SH



APPLICATIONS

HOME

OVERVIEW

SPECIAL FEATURES

VIDEO

ABOUT US

The PK 200002 L SH is just as adept at mastering delicate assembly jobs as it is at working with heavy loads. One significant advantage is its excellent mobility thanks to the fact that it can be mounted on standard trucks. Its extremely rigid, lightweight boom system – the new P profile – gives it a hydraulic reach of almost 49 metres.



LOADER CRANE PK 200002 L SH

HOME

OVERVIEW

SPECIAL FEATURES

VIDEO

ABOUT US

APPLICATIONS

The PK 200002 L SH is just as adept at mastering delicate assembly jobs as it is at working with heavy loads. One significant advantage is its excellent mobility thanks to the fact that it can be mounted on standard trucks. Its extremely rigid, lightweight boom system – the new P profile – gives it a hydraulic reach of almost 49 metres.



LOADER CRANE PK 200002 L SH



APPLICATIONS

HOME

OVERVIEW

SPECIAL FEATURES

VIDEO

ABOUT US

The PK 200002 L SH is just as adept at mastering delicate assembly jobs as it is at working with heavy loads. One significant advantage is its excellent mobility thanks to the fact that it can be mounted on standard trucks. Its extremely rigid, lightweight boom system – the new P profile – gives it a hydraulic reach of almost 49 metres.



LOADER CRANE PK 200002 L SH

HOME

OVERVIEW

SPECIAL FEATURES

VIDEO

ABOUT US

APPLICATIONS

The PK 200002 L SH is just as adept at mastering delicate assembly jobs as it is at working with heavy loads. One significant advantage is its excellent mobility thanks to the fact that it can be mounted on standard trucks. Its extremely rigid, lightweight boom system – the new P profile – gives it a hydraulic reach of almost 49 metres.



LOADER CRANE PK 200002 L SH



APPLICATIONS

HOME

OVERVIEW

SPECIAL FEATURES

VIDEO

ABOUT US

The PK 200002 L SH is just as adept at mastering delicate assembly jobs as it is at working with heavy loads. One significant advantage is its excellent mobility thanks to the fact that it can be mounted on standard trucks. Its extremely rigid, lightweight boom system – the new P profile – gives it a hydraulic reach of almost 49 metres.



LOADER CRANE PK 200002 L SH

HOME

OVERVIEW

SPECIAL FEATURES

VIDEO

ABOUT US

APPLICATIONS

The PK 200002 L SH is just as adept at mastering delicate assembly jobs as it is at working with heavy loads. One significant advantage is its excellent mobility thanks to the fact that it can be mounted on standard trucks. Its extremely rigid, lightweight boom system – the new P profile – gives it a hydraulic reach of almost 49 metres.



LOADER CRANE PK 200002 L SH



APPLICATIONS

HOME

OVERVIEW

SPECIAL FEATURES

VIDEO

ABOUT US

The PK 200002 L SH is just as adept at mastering delicate assembly jobs as it is at working with heavy loads. One significant advantage is its excellent mobility thanks to the fact that it can be mounted on standard trucks. Its extremely rigid, lightweight boom system – the new P profile – gives it a hydraulic reach of almost 49 metres.



LOADER CRANE PK 200002 L SH



APPLICATIONS

HOME

OVERVIEW

SPECIAL FEATURES

VIDEO

ABOUT US

The PK 200002 L SH is just as adept at mastering delicate assembly jobs as it is at working with heavy loads. One significant advantage is its excellent mobility thanks to the fact that it can be mounted on standard trucks. Its extremely rigid, lightweight boom system – the new P profile – gives it a hydraulic reach of almost 49 metres.





LOADER CRANE PK 200002 L SH

SPECIAL FEATURES



- Paltronic 150**
controlled
- RRC**
Radio Remote Control
operated
- HPSC**
High Performance Stability Control
monitored
- AOS**
Active Oscillation Suppression
inside
- DPS plus**
Dual Power System
activated

LOADER CRANE PK 2000Q2 L SH

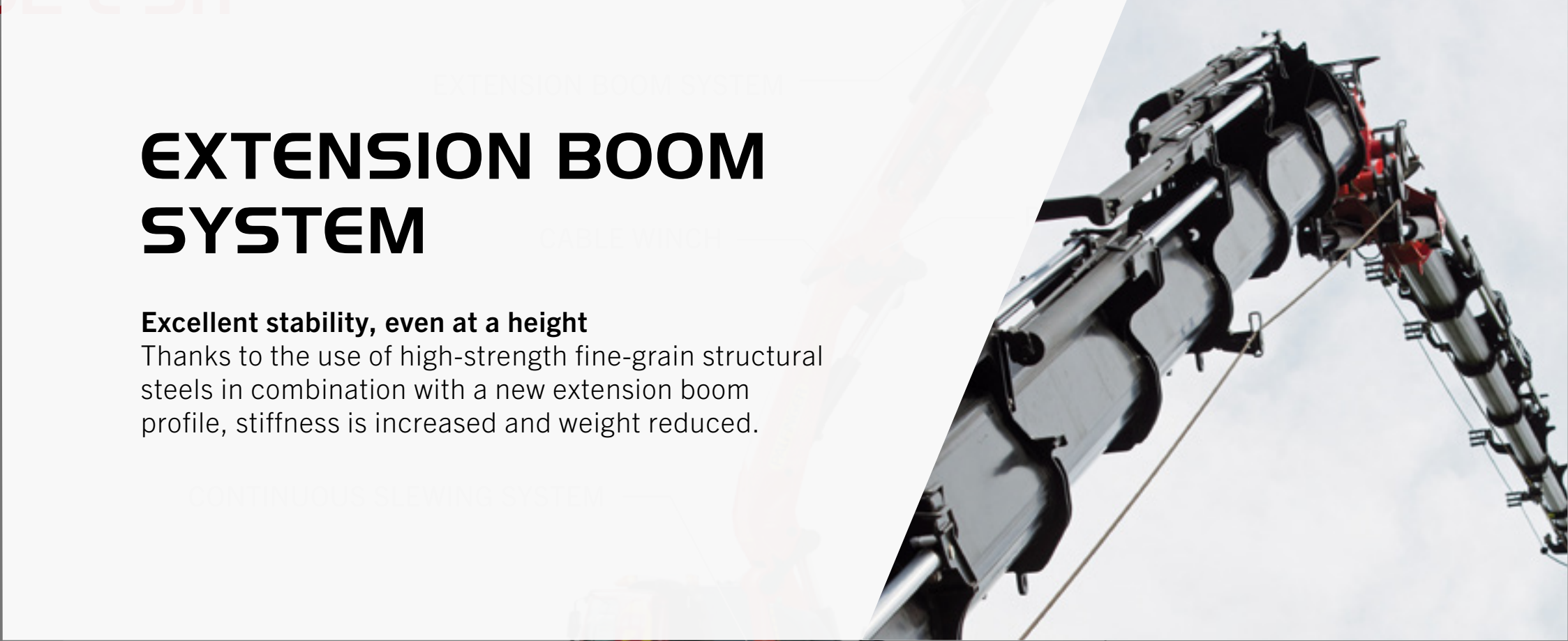
HOME

OVERVIEW

SPECIAL FEATURES

VIDEO

ABOUT US



EXTENSION BOOM SYSTEM

Excellent stability, even at a height
Thanks to the use of high-strength fine-grain structural steels in combination with a new extension boom profile, stiffness is increased and weight reduced.

HPSC



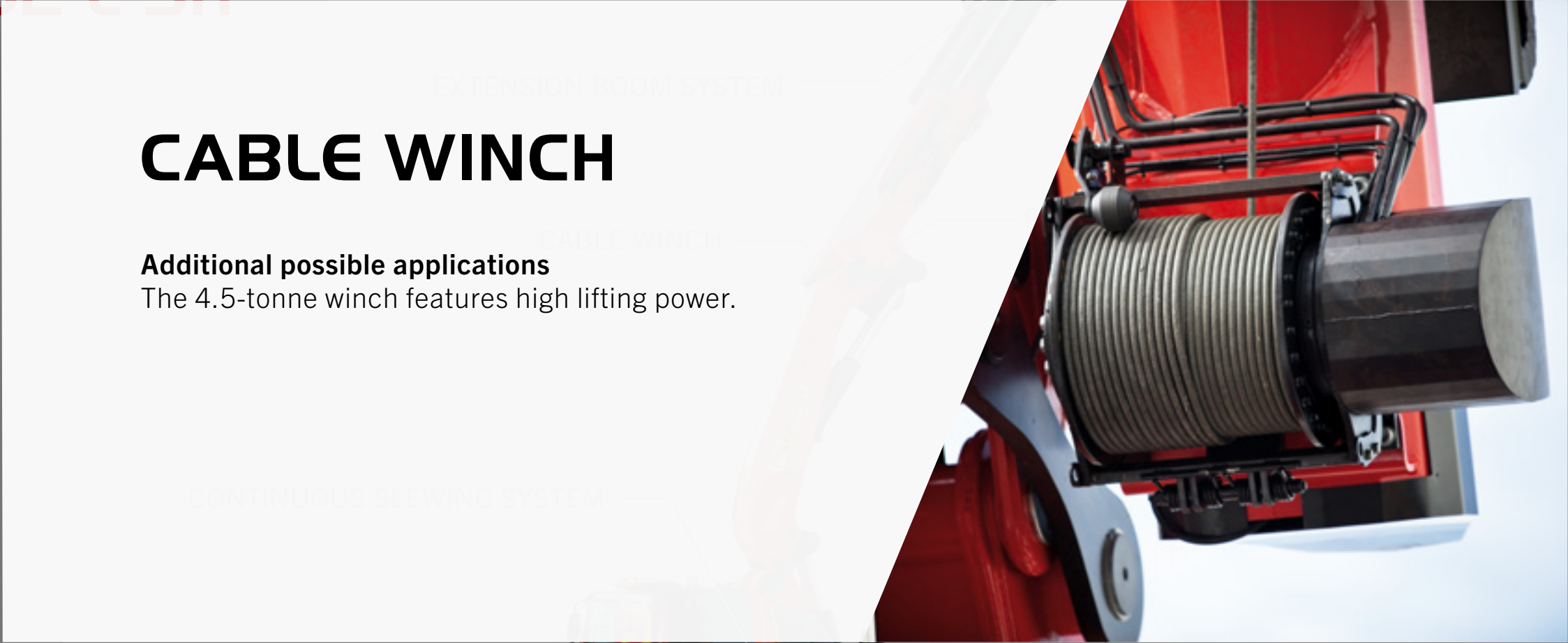
Paltronic 150 controlled	RRC Radio Remote Control operated	HPSC High Performance Stability Control monitored	AOS Active Oscillation Suppression inside	DPS plus Dual Power System activated
------------------------------------	--	--	--	---

LOADER CRANE PK 200002 L SH

CABLE WINCH

Additional possible applications
The 4.5-tonne winch features high lifting power.

- HOME
- OVERVIEW
- SPECIAL FEATURES**
- VIDEO
- ABOUT US



Paltronic 150 controlled	RRC Radio Remote Control operated	HPSC High Performance Stability Control monitored	AOS Active Oscillation Suppression inside	DPS plus Dual Power System activated
------------------------------------	--	--	--	---

LOADER CRANE PK 200002 L SH

HOME

OVERVIEW

SPECIAL FEATURES

VIDEO

ABOUT US



CONTINUOUS SLEWING SYSTEM

Unrestricted movement
More efficient in operation due to faster loading cycles, since the crane can be slewed over a shorter distance. The crane works more efficiently and faster.



- Paltronic 150**
controlled
- RRC**
Radio Remote Control
operated
- HPSC**
High Performance Stability Control
monitored
- AOS**
Active Oscillation Suppression
inside
- DPS plus**
Dual Power System
activated

LOADER CRANE PK 2000Q2 L SH

HOME

OVERVIEW

SPECIAL FEATURES

VIDEO

ABOUT US



EXTENSION BOOM SYSTEM

HPSC

Maximum utilisation of the working range
The variable stabiliser positioning of the High Performance Stability Control System allows the full lifting capacity of the crane to be used, even when working within tight spaces.

CONTINUOUS SLEWING SYSTEM

HPSC
High Performance Stability Control
monitored



LOADER CRANE PK 200002 L SH

HOME

OVERVIEW

SPECIAL FEATURES

VIDEO

ABOUT US

DPS PLUS

More efficient fly jib operation
The Dual Power System allows multiple uses of the crane both for large outreaches as well as for heavy load operation.



- Paltronic 150**
controlled
- RRC**
Radio Remote Control operated
- HPSC**
High Performance Stability Control monitored
- AOS**
Active Oscillation Suppression inside
- DPS plus**
Dual Power System activated

LOADER CRANE PK 200002 L SH

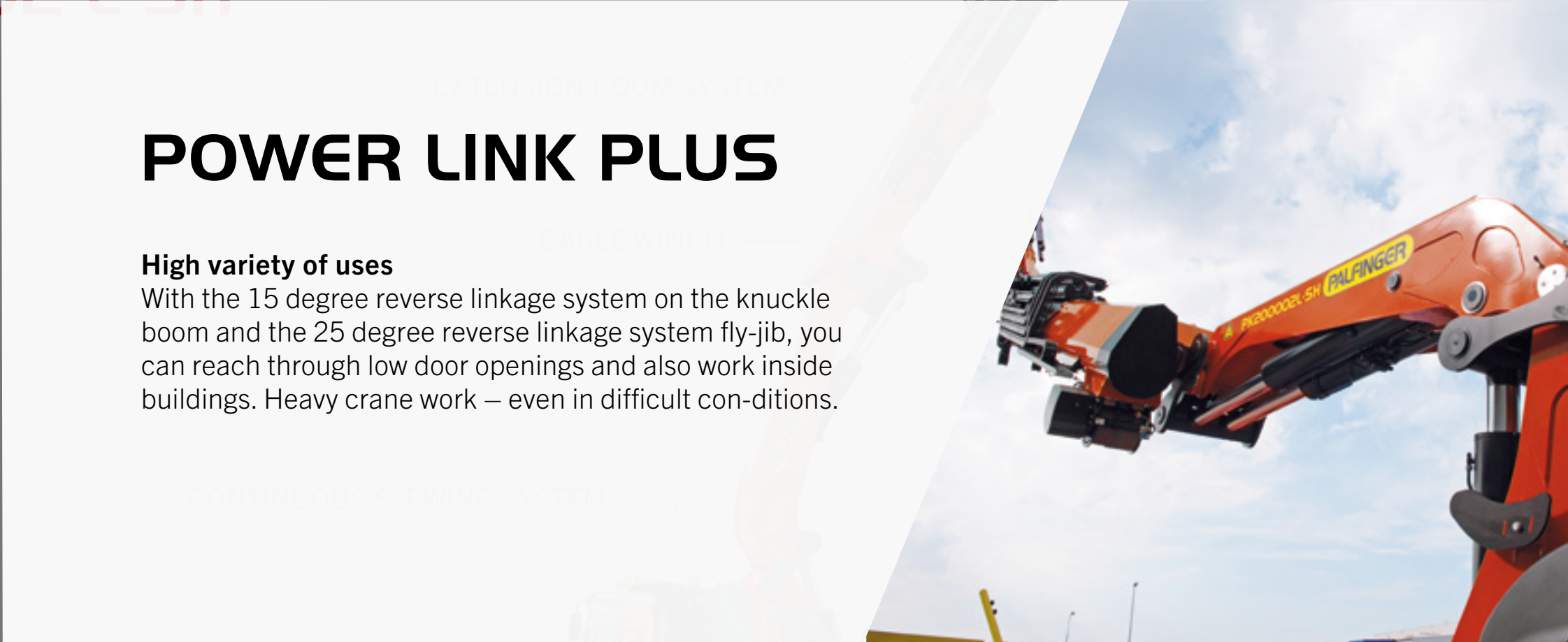
HOME

OVERVIEW

SPECIAL FEATURES

VIDEO

ABOUT US



POWER LINK PLUS

High variety of uses

With the 15 degree reverse linkage system on the knuckle boom and the 25 degree reverse linkage system fly-jib, you can reach through low door openings and also work inside buildings. Heavy crane work – even in difficult con-ditions.



HPSC



Paltronic 150 controlled	RRC Radio Remote Control operated	HPSC High Performance Stability Control monitored	AOS Active Oscillation Suppression inside	DPS plus Dual Power System activated
------------------------------------	--	--	--	---

LOADER CRANE PK 2000Q2 L SH

- HOME
- OVERVIEW
- SPECIAL FEATURES**
- VIDEO
- ABOUT US



PALCOM P7

Communication with the operator
The new PALcom P7 features a modern, ergonomic design. The centrally located knob „PALdrive“ and a large colour display enables easy and safe operation.



- Paltronic 150**
controlled
- RRC**
Radio Remote Control
operated
- HPSC**
High Performance Stability Control
monitored
- AOS**
Active Oscillation Suppression
inside
- DPS plus**
Dual Power System
activated



LOADER CRANE
PK 200002 L SH

VIDEO

LOADER CRANE PK 200002 L SH

LIFETIME EXCELLENCE

Palfinger loader cranes are convincing due to their superior life-cycle performance. They are the most economical and also the most reliable over the entire product life. From solution finding to resale.

- **Better solutions**
- **Better efficiency**
- **Better ergonomics**
- **Higher availability**
- **More reliability**
- **Better ecology**
- **Higher serviceability**
- **Higher value retention**

ABOUT US

